Legenda de fiação

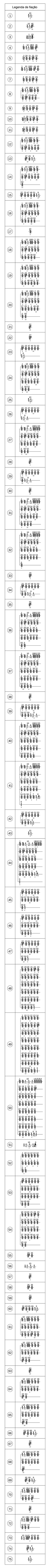

Legenda

	Interruptor paralelo 1 tecla a 1,20m do piso
	Interruptor paralelo 2 teclas a 1,20m do piso
	Interruptor simples 1 tecla a 1,20m do piso
	Interruptor simples 2 teclas a 1,20m do piso
	Interruptor simples 3 teclas a 1,20m do piso
	Luminária p/ lâmpada fluorescente compacta
	Luminária p/ lâmpada fluorescente tubular
	Luminária p/ lâmpada led tubular
	Lâmpada LED
	Quadro de distribuição
	Saída horizontal para eletroduto
	T reto 90°
	T vertical descida
	Tomada alta a 1,80m do piso
	Tomada baixa a 0,30m do piso
	Tomada média a 1,20m do piso

Legenda de conduítos

Direta
Teto
Alta
Média
Baixa

PLANTA BAIXA - BLOCO 1

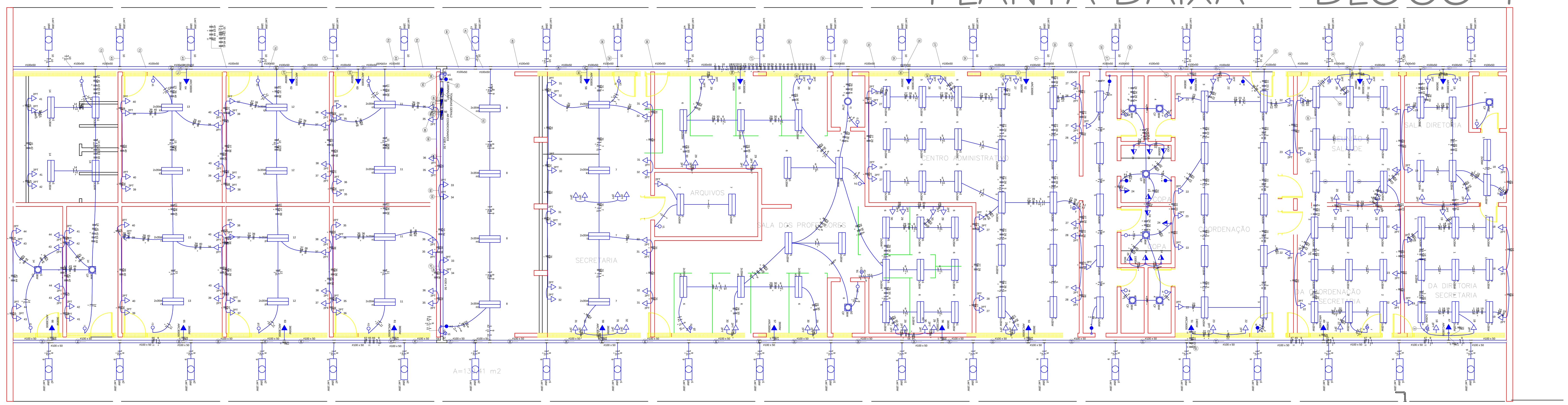

ESCALA 1:75

Quadro de Cargas (ILUMINAÇÃO1)

Circuito	Descrição	Esquema	Método de inst.	Tensão (V)	Pot. total. (VA)	Pot. total. (W)	Fases	Pot. - R (W)	Pot. - S (W)	Pot. - T (W)	FCT	FCA	In' (A)	Ip (A)	Seção (mm2)	Ic (A)	Disj (A)	dV parc (%)	dV total (%)	Status
1	ILUINAÇAO DIRETORIA	F+N	B1	127 V	1189	1086	S		1086		0.94	0.38	25.2	9.4	4	32.0	10	3.75	3.75	OK
	a				47	36	S		36		0.94	0.38	1.0		4	32.0				OK
	j				152	140	S		140		0.94	0.38	3.4		4	32.0				OK
	k				152	140	S		140		0.94	0.38	3.4		4	32.0				OK
	l				152	140	S		140		0.94	0.38	3.4		4	32.0				OK
	m				228	210	S		210		0.94	0.38	5.0		4	32.0				OK
	n				228	210	S		210		0.94	0.38	5.0		4	32.0				OK
	o				228	210	S		210		0.94	0.38	5.0		4	32.0				OK
2	ILUMINAÇAO SALA DE REUNIAO	F+N	B1	127 V	1370	1260	T			1260	0.94	0.38	30.2	10.8	4	32.0	16	1.64	1.64	OK
	p				228	210	T			210	0.94	0.38	5.0		4	32.0				OK
	q				228	210	T			210	0.94	0.38	5.0		4	32.0				OK
	r				228	210	T			210	0.94	0.38	5.0		4	32.0				OK
	s				228	210	T			210	0.94	0.38	5.0		4	32.0				OK
	t				228	210	T			210	0.94	0.38	5.0		4	32.0				OK
	u				228	210	T			210	0.94	0.38	5.0		4	32.0				OK
3	ILUMINAÇAO COORDENAÇAO	F+N	B1	127 V	761	700	S		700		0.94	0.38	16.8	6.0	4	32.0	10	2.59	2.59	OK
	v				380	350	S		350		0.94	0.38	8.4		4	32.0				OK
	w				380	350	S		350		0.94	0.38	8.4		4	32.0				OK
	c2				0	0	S		0		0.94	0.38	0.0		4	32.0				OK
4	ILUMINAÇAO COPA/BANHEIROS	F+N	B1	127 V	284	216	R	216			0.94	0.38	6.3	2.2	4	32.0	10	0.64	0.64	OK
	c				47	36	R	36			0.94	0.38	1.0		4	32.0				OK
	d				47	36	R	36			0.94	0.38	1.0		4	32.0				OK
	e				47	36	R	36			0.94	0.38	1.0		4	32.0				OK
	f				47	36	R	36			0.94	0.38	1.0		4	32.0				OK
	g				47	36	R	36			0.94	0.38	1.0		4	32.0				OK
	h				47	36	R	36			0.94	0.38	1.0		4	32.0				OK
5	CENTRO ADMINISTRATIVO	F+N	B1	127 V	1826	1680	S		1680		0.94	0.38	40.3	14.4	4	32.0	16	1.58	1.58	OK
	x				380	350	S		350		0.94	0.38	8.4		4	32.0				OK
	y				457	420	S		420		0.94	0.38	10.1		4	32.0				OK
	z				304	280	S		280		0.94	0.38	6.7		4	32.0				OK
	a1				685	630	S		630		0.94	0.38	15.1		4	32.0				OK
6	SALA DOS PROESSORES	F+N	B1	127 V	1527	1383	T			1383	0.94	0.38	33.7	12.0	4	32.0	16	1.06	1.06	OK
	b1				228	210	T			210	0.94	0.38	5.0		4	32.0				OK
	c1				228	210	T			210	0.94	0.38	5.0		4	32.0				OK
	d1				228	210	T			210	0.94	0.38	5.0		4	32.0				OK
	e1				228	210	T			210	0.94	0.38	5.0		4	32.0				OK
	f1				152	140	T			140	0.94	0.38	3.4		4	32.0				OK
	g1				152	140	T			140	0.94	0.38	3.4		4	32.0				OK
	h1				228	210	T			210	0.94	0.38	5.0		4	32.0				OK
	i1				34	17	T			17	0.94	0.38	0.7		4	32.0				OK
	b2				47	36	T			36	0.94	0.38	1.0		4	32.0				OK
7	SECRETARIA	F+N	B1	127 V	457	420	T			420	0.94	0.38	6.7	3.6	4	32.0	10	0.37	0.37	OK
	j1				152	140	T			140	0.94	0.38	3.4		4	32.0				OK
	k1				152	140	T			140	0.94	0.38	3.4		4	32.0				OK
	l1				152	140	T			140	0.94	0.38	3.4		4	32.0				OK
8	EXTERNO 1	F+N	B1	127 V	304	280	R	280			0.94	0.38	6.7	2.4	4	32.0	10	0.60	0.60	OK
	m1				304	280	R	280			0.94	0.38	6.7		4	32.0				OK
9	EXTERNO 2	F+N	B1	127 V	756	378	R	378			0.94	0.38	16.7	6.0	4	32.0	10	1.46	1.46	OK
	y1				252	126	R	126			0.94	0.38	5.6		4	32.0				OK
	z1				252	126	R	126			0.94	0.38	5.6		4	32.0				OK
	a2				252	126	R	126			0.94	0.38	5.6		4	32.0				OK
10	EXTERNO 3	F+N	B1	127 V	756	378	R	378			0.94	0.38	16.7	6.0	4	32.0	10	0.83	0.83	OK
	v1				216	108	R	108			0.94	0.38	4.8		4	32.0				OK
	w1				216	108	R	108			0.94	0.38	4.8		4	32.0				OK
	x1				216	108	R	108			0.94	0.38	4.8		4	32.0				OK
11	SECRETARIA 2	F+N	B1	127 V	304	280	R	280			0.94	0.38	6.7	2.4	4	32.0	10	0.29	0.29	OK
	n1				152	140	R	140			0.94	0.38	3.4		4	32.0				OK
	o1				152	140	R	140			0.94	0.38	3.4		4	32.0				OK
12	DEPOSITOS	F+N	B1	127 V	304	280	R	280			0.94	0.38	6.7	2.4	4	32.0	10	0.37	0.37	OK
	p1				152	140	R	140			0.94	0.38	3.4		4	32.0				OK
	q1				152	140	R	140			0.94	0.38	3.4		4	32.0				OK
13	SALAS	F+N	B1	127 V	304	280	R	280			0.94	0.38	6.7	2.4	4	32.0	10	0.45	0.45	OK
	r1				152	140	R	140			0.94	0.38	3.4		4	32.0				OK
	s1				152	140	R	140			0.94	0.38	3.4		4	32.0				OK
14	DEPOSITO 2/CPD	F+N	B1	127 V	399	352	R	352			0.94	0.38	8.8	3.1	4	32.0	10	0.63	0.63	OK
	i				47	36	R	36			0.94	0.38	1.0		4	32.0				OK
	t1				47	36	R	36			0.94	0.38	1.0		4	32.0				OK
	u1				304	280	R	280			0.94	0.38	6.7		4	32.0				OK
15	Reserva	F+N+T	B1	127 V	0	0	R				0.94	1.00	0.0	0.0	2.5	24.0	10	0.00	0.00	OK
16	Reserva	F+N+T	B1	127 V	0	0	R				0.94	1.00	0.0	0.0	2.5	24.0	10	0.00	0.00	OK
17	Reserva	F+N+T	B1	127 V	0	0	R				0.94	1.00	0.0	0.0	2.5	24.0	10	0.00	0.00	OK
TOTAL					10541	8973	R+S+T	2444	3466	3063										

Quadro de Cargas (TOMADAS GERAL2)

Circuito	Descrição	Esquema	Método de inst.	Tensão (V)	Pot. total. (VA)	Pot. total. (W)	Fases	Pot. - R (W)	Pot. - S (W)	Pot. - T (W)	FCT	FCA	In' (A)	Ip (A)	Seção (mm2)	Ic (A)	Disj (A)	dV parc (%)	dV total (%)	Status
18	SALA DIRETORIA	F+N+T	B1	127 V	778	700	R	700			0.94	0.38	14.7	6.1	4	32.0	10	2.19	2.19	OK
19	SALA DIRETORIA 220V	F+F+T	B1	220 V	889	800	R+S	400	400		0.94	0.38	11.3	4.0	4	32.0	10	0.91	0.91	OK
20	TOMADAS SALA DE REUNIAO	F+N+T	B1	127 V	444	400	R	400			0.94	0.38	9.8	3.5	4	32.0	10	1.28	1.28	OK
21	TOMADAS SALA DE REUNIÃO 220V	F+F+T	B1	220 V	444	400	S+T		200	200	0.94	0.38	5.7	2.0	4	32.0	10	0.42	0.42	OK
22	COORDENAÇAO	F+N+T	B1	127 V	1333	1200	T			1200	0.94	0.38	29.4	10.5	4	32.0	16	1.30	1.30	OK
23	COORDENAÇÃO 220V	F+F+T	B1	220 V	889	800	R+S	400	400		0.94	0.38	11.3	4.0	4	32.0	10	0.68	0.68	OK
24	COPA	F+N+T	B1	127 V	889	800	S		800		0.94	0.38	19.6	7.0	4	32.0	10	2.05	2.05	OK
25	FORNO MICROONDAS	F+N+T	B1	127 V	1875	1500	T			1500	0.94	0.38	41.3	14.8	4	32.0	16	1.80	1.80	OK
26	FORNO MICROONDAS 2	F+N+T	B1	127 V	1875	1500	T			1500	0.94	0.38	41.3	14.8	4	32.0	16	1.92	1.92	OK
27	CENTRO ADMINISTRATIVO	F+N+T	B1	127 V	1222	1100	T			1100	0.94	0.38	26.9	9.6	4	32.0	10	2.84	2.84	OK
28	CENTRO ADMINISTRATIVO 220V	F+F+T	B1	220 V	1222	1100	R+S	550	550		0.94	0.38	15.6	5.6	4	32.0	10	0.94	0.94	OK
29	SALA DOS PROFESSORES	F+N+T	B1	127 V	1111	1000	T			1000	0.94	0.38	24.5	8.7	4	32.0	10	1.93	1.93	OK
30	SALA DOS PROFESSORES 220V	F+F+T	B1	220 V	1111	1000	R+S	500	500		0.94	0.38	14.1	5.1	4	32.0	10	0.65	0.65	OK
31	SECRETARIA	F+N+T	B1	127 V	1222	1100	S		1100		0.94	0.38	24.5	9.6	4	32.0	10	1.08	1.08	OK
32	SECRETARIA 220V	F+F+T	B1	220 V	1111	1000	R+S	500	500		0.94	1.00	5.4	5.1	2.5	24.0	10	0.00	0.00	OK
33	CORREDOR	F+N+T	B1	127 V	222	200	R	200			0.94	0.38	4.9	1.7	4	32.0	10	0.15	0.15	OK
34	CORREDOR 220V	F+F+T	B1	220 V	222	200	R+S	100	100		0.94	0.38	2.8	1.0	4	32.0	10	0.05	0.05	OK
35	SECRETARIA 2	F+N+T	B1	127 V	889	800	T			800	0.94	0.38	19.6	7.0	4	32.0	10	0.65	0.65	OK
36	SECRETARIA 2 220V	F+F+T	B1	220 V	889	800	R+S	400	400		0.94	0.38	11.3	4.0	4	32.0	10	0.23	0.23	OK
37	DEPOSITOS	F+N+T	B1	127 V	889	800	S		800		0.94	0.38	19.6	7.0	4	32.0	10	1.16	1.16	OK
38	DEPOSITOS 220V	F+F+T	B1	220 V	889	800	R+S	400	400		0.94	0.38	11.3	4.0	4	32.0	10	0.37	0.37	OK
39	SALAS	F+N+T	B1	127 V	889	800	R	800			0.94	0.38	19.6	7.0	4	32.0	10	1.25	1.25	OK
40	SALAS 220V	F+F+T	B1	220 V	889	800	R+S	400	400		0.94	0.38	11.3	4.0	4	32.0	10	0.39	0.39	OK
41	DEPOSITO 2	F+N+T	B1	127 V	444	400	R	400			0.94	0.38	9.8	3.5	4	32.0	10	0.74	0.74	OK
42	DEPOSITO 2 220V	F+F+T	B1	220 V	444	400	R+S	200	200		0.94	0.38	5.7	2.0	4	32.0	10	0.23	0.23	OK
43	CPD	F+N+T	B1	127 V	444	400	R	400			0.94	0.38	9.8	3.5	4	32.0	10	0.89	0.89	OK
44	CPD 2 220V	F+F+T	B1	220 V	444	400	R+S	200	200		0.94	0.38	5.7	2.0	4	32.0	10	0.28	0.28	OK
45	Reserva	F+F+T	B1	220 V	0	0	R+S				0.94	1.00	0.0	0.0	2.5	24.0	10	0.00	0.00	OK
TOTAL					23972	21200	R+S+T	6950	6950	7300										

Quadro de Cargas (AR CONDICIONADO3)

Circuito	Descrição	Esquema	Método de inst.	Tensão (V)	Pot. total. (VA)	Pot. total. (W)	Fases	Pot. - R (W)	Pot. - S (W)	Pot. - T (W)	FCT	FCA	In' (A)	Ip (A)	Seção (mm2)	Ic (A)	Disj (A)	dV parc (%)	dV total (%)	Status
46	DIRETORIA	F+F+T	B1	220 V	4000	3600	S+T		1800	1800	0.94	0.38	50.9	18.2	10	57.0	20	1.52	1.52	OK
47	SECRETARIA DIRETORIA	F+F+T	B1	220 V	2344	2110	R+S	1055	1055		0.94	0.38	29.8	10.7	10	57.0	16	1.02	1.02	OK
48	SALA DE REUNIÃO	F+F+T	B1	220 V	4000	3600	R+T	1800		1800	0.94	0.38	50.9	18.2	10	57.0	20	1.41	1.41	OK
49	COORDENAÇÃO SECRETARIA	F+F+T	B1	220 V	2739	2465	R+T	1232		1232	0.94	0.38	34.9	12.4	10	57.0	16	1.14	1.14	OK
50	COORDENAÇÃO AR 1	F+F+T	B1	220 V	4000	3600	S+T		1800	1800	0.94	0.38	50.9	18.2	10	57.0	20	1.19	1.19	OK
51	COORDENAÇÃO AR 2	F+F+T	B1	220 V	2739	2465	R+S	1232	1232		0.94	0.38	34.9	12.4	10	57.0	16	1.03	1.03	OK
52	CENTRO ADMINISTRATIVO AR 1	F+F+T	B1	220 V	4000	3600	R+T	1800		1800	0.94	0.38	50.9	18.2	10	57.0	20	0.97	0.97	OK
53	CENTRO ADMINISTRATIVO AR 2	F+F+T	B1	220 V	4000	3600	S+T		1800	1800	0.94	0.38	50.9	18.2	10	57.0	20	1.20	1.20	OK
54	CENTRO ADMINISTRATIVO AR 3	F+F+T	B1	220 V	4000	3600	R+T	1800		1800	0.94	0.38	50.9	18.2	10	57.0	20	0.82	0.82	OK
55	SALA DOS PROFESSORES AR 1	F+F+T	B1	220 V	4000	3600	S+T		1800	1800	0.94	0.38	50.9	18.2	10	57.0	20	0.60	0.60	OK
56	SALA DOS PROFESSORES AR 2	F+F+T	B1	220 V	4000	3600	R+T	1800		1800	0.94	0.38	50.9	18.2	10	57.0	20	1.09	1.09	OK
57	SALA DOS PROFESSORES AR 3	F+F+T	B1	220 V	4000	3600	S+T		1800	1800	0.94	0.38	50.9	18.2	10	57.0	20	0.87	0.87	OK
58	SECRETARIA AR 1	F+F+T	B1	220 V	4000	3600	R+T	1800		1800	0.94	0.38	50.9	18.2	10	57.0	20	0.40	0.40	OK
59	SECRETARIA AR 2	F+F+T	B1	220 V	4000	3600	S+T		1800	1800	0.94	0.38	50.9	18.2	10	57.0	20	0.64	0.64	OK
60	SECRETARIA 2 AR 1	F+F+T	B1	220 V	4000	3600	R+T	1800		1800	0.94	0.38	50.9	18.2	10	57.0	20	0.32	0.32	OK
61	SECRETARIA 2 AR 2	F+F+T	B1	220 V	4000	3600	S+T		1800	1800	0.94	0.38	50.9	18.2	10	57.0	20	0.50	0.50	OK
62	DEPOSITOS AR 1	F+F+T	B1	220 V	4000	3600	R+S	1800	1800		0.94	0.38	50.9	18.2	10	57.0	20	0.41	0.41	OK
63	DEPOSITOS AR2	F+F+T	B1	220 V	4000	3600	R+S	1800	1800		0.94	0.38	50.9	18.2	10	57.0	20	0.64	0.64	OK
64	SALA 1 AR	F+F+T	B1	220 V	4000	3600	R+S	1800	1800		0.94	0.38	50.9	18.2	10	57.0	20	0.55	0.55	OK
65	SALA 2 AR	F+F+T	B1	220 V	4000	3600	R+S	1800	1800		0.94	0.38	50.9	18.2	10	57.0	20	0.77	0.77	OK
66	CPD AR	F+F+T	B1	220 V	4000	3600	R+S	1800	1800		0.94	0.38	50.9	18.2	10	57.0	20	0.94	0.94	OK
TOTAL					79822	71840	R+S+T	23320	23888	24632										

ILUMINAÇÃO1

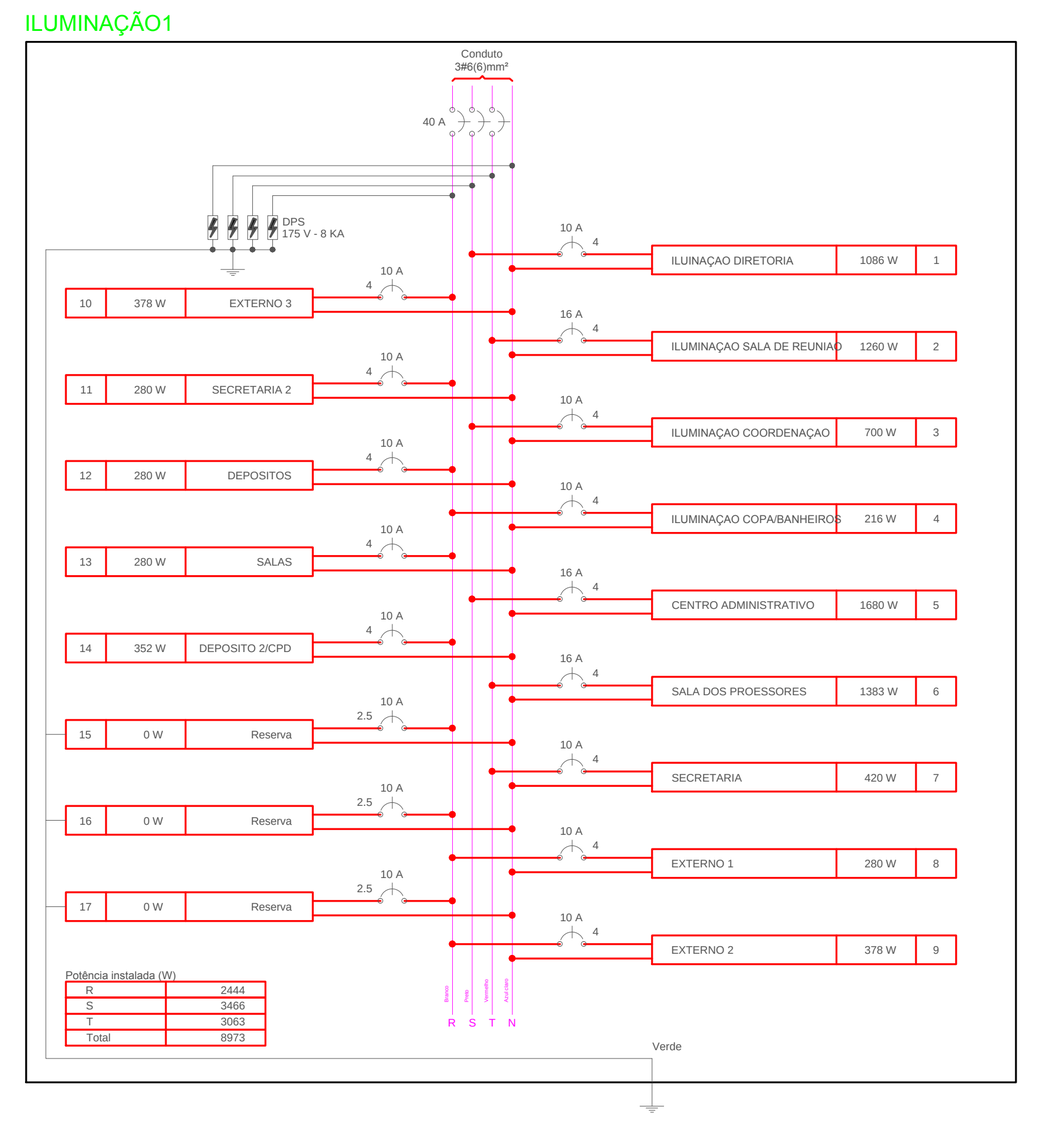

TOMADAS GERAL2

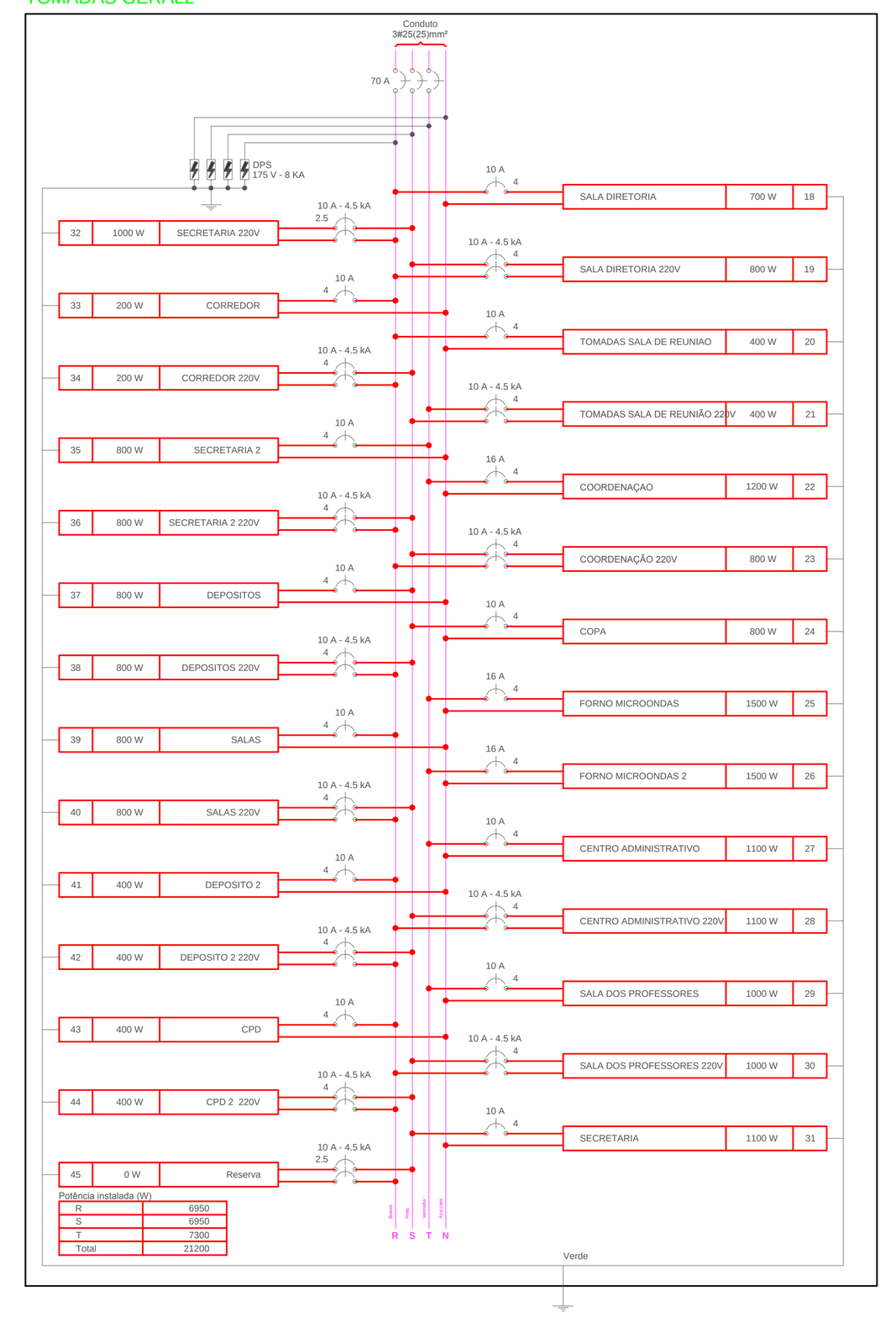

AR CONDICIONADO3

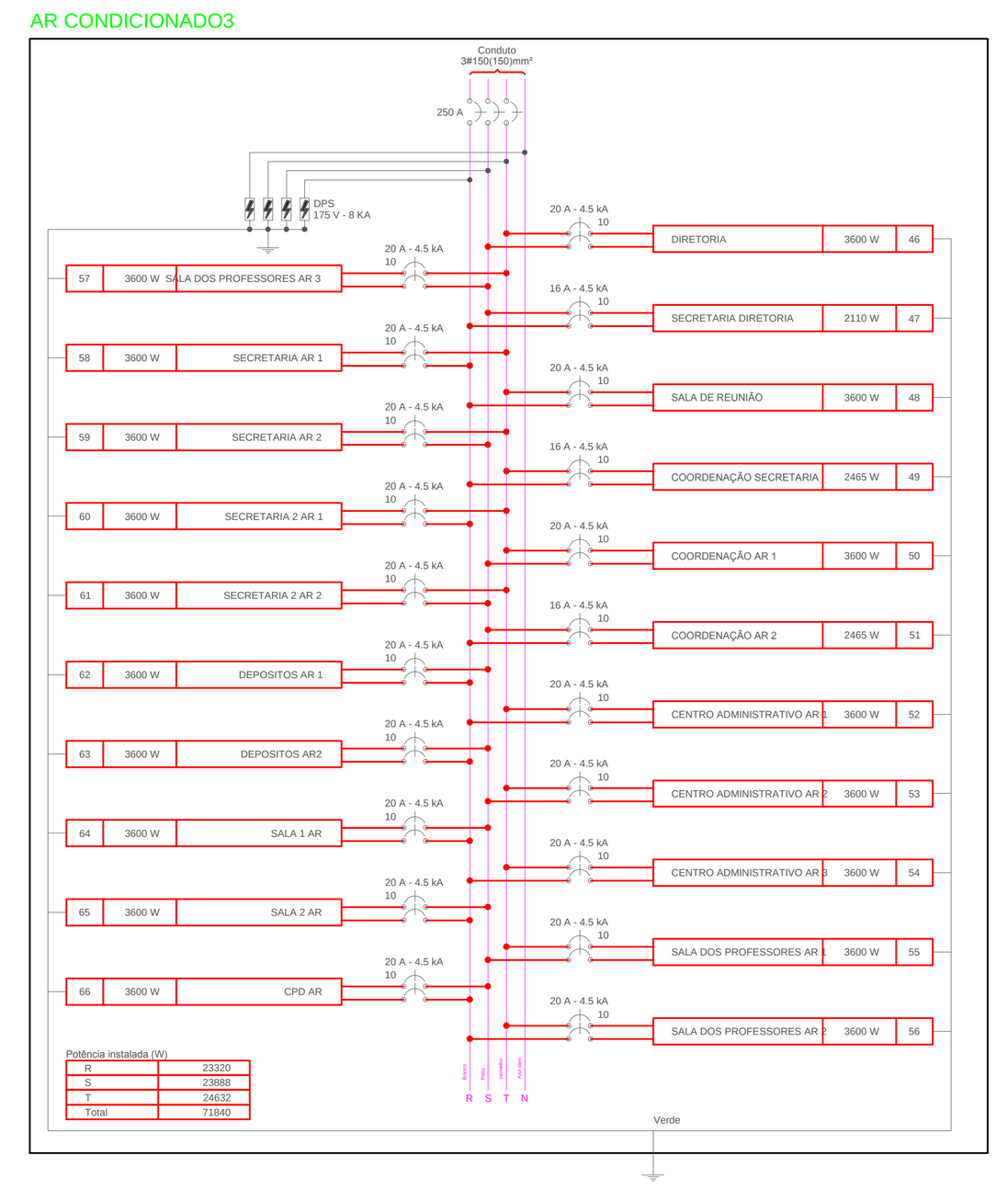

PROJETO ELÉTRICO BLOCO 1

ENDEREÇO
ROD. AQUIDAUANA - UEMS, KM 12, AQUIDAUANA-MS

AGÊNCIA

PROPRIETÁRIO : UEMS - Universidade Estadual de Mato Grosso do Sul - Dourados

AUTOR DO PROJETO :
DEUZIM DA SILVA MACHADO JUNIOR CREA-MS 15922/D

RESPONSÁVEL OBRA :
UEMS

PROJETO ELÉTRICO ILUM/TOMADAS GERAL

TIPO DE PROJETO

ASSUNTO:

DATA:	ESCALA:	REVISÃO:	NOME DO ARQUIVO:	FOLHA:
06/12/2018	INDICADA	00		01/10

REV.	DATA	DESCRIÇÃO	VISTO